

Read free Clymer yamaha stern drive shop manual 1989 1991 Full PDF

with the help of the clymer polaris snowmobile shop manual 1984 1989 in your toolbox you will be able to maintain service and repair your snowmobile to extend its life for years to come clymer manuals are very well known for their thorough and comprehensive nature this manual is loaded with step by step procedures along with detailed photography exploded views charts and diagrams to enhance the steps associated with a service or repair task this clymer manual is organized by subsystem with procedures grouped together for specific topics such as front suspension brake system engine and transmission it includes color wiring diagrams the language used in this clymer repair manual is targeted toward the novice mechanic but is also very valuable for the experienced mechanic the service manual by clymer is an authoritative piece of diy literature and should provide you the confidence you need to get the job done and save money too with the help of the clymer yamaha snowmobile repair manual 1984 1989 in your toolbox you will be able to maintain service and repair your snowmobile to extend its life for years to come clymer manuals are very well known for their thorough and comprehensive nature this manual is loaded with step by step procedures along with detailed photography exploded views charts and diagrams to enhance the steps associated with a service or repair task this clymer manual is organized by subsystem with procedures grouped together for specific topics such as front suspension brake system engine and transmission it includes color wiring diagrams the language used in this clymer repair manual is targeted toward the novice mechanic but is also very valuable for the experienced mechanic the service manual by clymer is an authoritative piece of diy literature and should provide you the confidence you need to get the job done and save money too with the help of the clymer ski doo snowmobile shop manual 1985 1989 in your toolbox you will be able to maintain service and repair your snowmobile to extend its life for years to come clymer manuals are very well known for their thorough and comprehensive nature this manual is

loaded with step by step procedures along with detailed photography exploded views charts and diagrams to enhance the steps associated with a service or repair task this clymer manual is organized by subsystem with procedures grouped together for specific topics such as front suspension brake system engine and transmission it includes color wiring diagrams the language used in this clymer repair manual is targeted toward the novice mechanic but is also very valuable for the experienced mechanic the service manual by clymer is an authoritative piece of diy literature and should provide you the confidence you need to get the job done and save money too this 1985 1989 merkur xr4ti shop manual is a high quality licensed print reproduction of the service manual authored by ford motor company and published by detroit iron this oem factory manual is 8 5 x 11 inches paperback bound shrink wrapped and contains 1650 pages of comprehensive mechanical instructions with detailed diagrams photos and specifications for the mechanical components of your vehicle such as the engine transmission suspension brakes fuel exhaust steering electrical and drive line service repair manuals were originally written by the automotive manufacturer to be used by their dealership mechanics the following 1985 1989 merkur models are covered xr4ti this factory written detroit iron shop manual is perfect for the restorer or anyone working on one of these vehicles this 1989 ford f super duty commercial stripped chassis shop manual supplement is a high quality licensed print reproduction of the parts catalog authored by ford motor company and published by detroit iron it contains 158 pages of detailed parts information via exploded diagram cutouts of sections of your vehicle assembly with parts numbers and textual descriptions a parts guide provides part interchange information so you can find replacement parts the part book sections usually include suspension engine transmission body fittings parts brakes cooling radiator exhaust fenders doors fuel system etc the following 1989 ford models are covered f super duty note this is a supplement it covers only the servicing of new components that differ from what is described in the manual it supplements it is designed to be used with the parent manual referenced in the title you will need both manuals for complete service information this factory written detroit iron shop manual is perfect for the restorer or anyone working on one of these vehicles this porsche 911 carrera 1984 1989 repair manual provides the highest level of clarity and completeness for service and repair procedures enthusiasts do it

yourselfers and professional technicians will appreciate the quality of photos and illustrations theory of operation and accurate step by step instructions if you re looking for better understanding of your porsche 911 look no further than bentley engine covered in this porsche repair manual 3 2 liter 6 cylinder 930 21 and 930 25 horizontally opposed air cooled this manual includes a complete engine disassembly and rebuilding guide with full details on techniques and specifications as well as camshaft and timing chain replacement techniques with engine in car transmissions covered 915 5 speed with cable operated clutch g50 5 speed with hydraulic clutch complete removal and disassembly guide including clutch disassembly clutch cable and linkage rebuilding clutch hydraulics service bentley publishers is the exclusive factory authorized publisher of volkswagen service manuals in the united states and canada in every manual we provide full factory repair procedures specifications tolerances electrical wiring diagrams and lubrication and maintenance information bentley manuals are the only complete authoritative source of volkswagen maintenance and repair information even if you never intend to service your car yourself you ll find that owning a bentley manual will help you to discuss repairs more intelligently with your service technician volkswagen repair manual gti golf jetta 1985 1992 service to volkswagen owners is of top priority to the volkswagen organization and has always included the continuing development and introduction of new and expanded services this manual has been prepared with the volkswagen owner in mind the aim throughout has been simplicity clarity and completeness with practical explanations step by step procedures and accurate specifications engines covered 1 6l diesel engine code me mf 1v 1 8l gasoline engine code gx mz ht rd rv pf pl 2 0l gasoline engine code 9a transmissions covered 010 3 speed automatic 020 5 speed manual

contents
 042 review cb 1052 impression fzf250r060 impression fzf400r064 new model gsx400f066 new model wolf068 new model gsx r400r sp070 new model rgv250f sp072 new model
 075 mc tyre bridgestone bt 30 spa077 interview r 10000
 097 riding technology 099 news101 from readers102 r c meeting104 from europe 108 solo moto 112 2119 120 fim 122 sports news125 result calendar127 used bike128 ken s talk129 price list

248 pages 311 illustrations plus an additional 66 pages of wiring diagrams size 8 25 x 10 75 inches updated from its previous format to include the later 3 2 litre models through 1989 this floyd clymer publication includes complete technical data service and maintenance information and comprehensive detailed instructions for the repair and overhaul of all major and minor mechanical and electrical components for the 1973 to 1989 porsche 911g series 2 7 3 0 and the 3 2 litre models in its original format this manual covered the porsche 911 models through the 1978 model year however additional information for the earlier 2 7 and 3 0 litre models that was not available at the time the original manual was published is now included or appended to each chapter in this revised publication while this manual focuses on the 1973 1989 g series 911 much of the information is also applicable to the earlier 2 4 litre 1971 73 models destined for the u s a australia japan and canada that due to emission requirements were fitted with bosch mechanical fuel injection fip consequently this manual will also be of interest to owners of those 2 4 litre fuel injected models the manual is broken down into the following sections engine fuel system including bosch mechanical fuel injection fip continuous injection cis and digital fuel injection dme ignition systems including capacitive discharge cds cdi and dme cooling heating exhaust emission systems clutch manual transmission sportomatic transmission rear suspension drive axles front suspension steering brakes electrical system and body there is also an appendix to the rear of the manual that includes technical specifications and wiring diagrams while reprints of the factory manual are readily available they are relatively expensive and we are pleased to be able to offer this reasonably priced alternative as a service to all 1973 1989 porsche 911 enthusiasts worldwide this 1989 dodge truck cummins 5 9 diesel engine repair supplement to 1989 dodge d w truck shop manual is a high quality licensed print reproduction of the service manual authored by dodge division and published by detroit iron this oem factory manual is 8 5 x 11 inches paperback bound shrink wrapped and contains 480 pages of comprehensive mechanical instructions with detailed diagrams photos and specifications for the mechanical components of your vehicle such as the engine transmission suspension brakes fuel exhaust steering electrical and drive line service

repair manuals were originally written by the automotive manufacturer to be used by their dealership mechanics the following 1989 dodge models are covered d250 d350 w250 w350 note this is a supplement it covers only the servicing of new components that differ from what is described in the manual it supplements it is designed to be used with the parent manual referenced in the title you will need both manuals for complete service information this factory written detroit iron shop manual is perfect for the restorer or anyone working on one of these vehicles

the bmw repair manual 7 series e32 1988 1994 is the only comprehensive single source of service information technical specifications and wiring schematics available specifically for the bmw 7 series from 1988 to 1994 the aim throughout this manual has been simplicity clarity and completeness with practical explanations step by step procedures and accurate specifications whether you re a repair professional or a do it yourself bmw owner this manual will help you understand care for and repair your e32 7 series

2 000 pdf a5

this 1989 chevrolet camaro service manual chassis body electrical update supplement is a high quality licensed print reproduction of the service manual authored by general motors corporation and published by detroit iron this oem factory manual is 8 5 x 11 inches paperback bound shrink wrapped and contains 1948 pages of comprehensive mechanical instructions with detailed diagrams photos and specifications for the mechanical components of your vehicle such as the engine transmission suspension brakes fuel exhaust steering electrical and drive line service repair manuals were originally written by the automotive manufacturer to be used by their dealership mechanics the following 1989 chevrolet models are covered camaro note this is a supplement it covers only the servicing of new components that differ from what is described in the manual it supplements it is designed to be used with the parent manual referenced in the title you will need both manuals for complete service information this factory written detroit iron shop manual is perfect for the restorer or anyone working on one of

these vehicles this manual helps fiat 126 owners maintain and service their vehicle the information in this book has been specially selected for the practical owner who enjoys carrying out basic maintenance and repairs information is taken from land rovers library including workshop manuals sjr900 enwn lrl0079eng parts catalogue rtc9947cf handbook sjr 820 enhb 90 if you re looking for better understanding of your bmw look no further this manual provides the highest level of clarity and completeness for all service and repair procedures covers 525i 530i 535i 540i including touring bentley publishers is the exclusive factory authorized publisher of audi repair manuals in the united states and canada the format has been designed for professional technicians so that finding applicable specifications is quick and easy and so that repair procedures can be grasped after a minimum of reading all manuals are heavily illustrated with high quality photographs and drawings and cover aspects of maintenance and service work every manual is with factory specifications and tolerances now available after being out of print for nearly 40 years a vintage reprint of original air cooled volkswagen repair information for all volkswagen type i beetle and karmann ghia models sold in the usa and canada this historical archive edition covers procedures for routine maintenance troubleshooting repair and rebuilding air cooled volkswagens type 11 14 15 covered volkswagen type 11 beetle sedan volkswagen type 14 karmann ghia coupe volkswagen type 15 beetle convertible engines covered in this volkswagen repair manual volkswagen air cooled type 1 upright engine 1131cc 25hp volkswagen air cooled type 1 upright engine 1192cc 36hp from january 1954 volkswagen air cooled type 1 upright engine 1192cc 36hp from august 1955 transmissions covered in this volkswagen repair manual volkswagen standard with non synchronized crash box transmission volkswagen de luxe with 2nd 3rd and 4th gear synchronized transmission technical highlights engine and cylinder head service repair and reconditioning including bench testing procedures and specifications for 25hp and 36hp motors solex 28 pci carburetor and solex fuel pump troubleshooting rebuilding and adjustment transmission removal rebuilding and adjustment including special needle bearings on synchromesh transmissions frame floor and body panel repair all measurements and detailed cutting alignment and welding instrutions painting preparation and procedures body repair and replacement procedures including the sliding fabric sunroof and convertible top complete wiring diagrams all

factory changes and updates are noted in the text by manufacturing date chassis number engine number and part number full explanations of the operation of all systems with exploded views cutaways and diagrams required workshop equipment tools and equipment for local manufacture listings troubleshooting tables for clutch carburetor fuel pump steering brakes generator starter and wipers maintenance and lubrication charts and procedures food service manual for health care institutions offers a comprehensive review of the management and operation of health care food service departments this third edition of the book which has become the standard in the field of institutional and health care food service includes the most current data on the successful management of daily operations and includes information on a wide variety of topics such as leadership quality control human resource management communications and financial control and management this new edition also contains information on the practical operation of the food service department that has been greatly expanded and updated to help institutions better meet the needs of the customer and comply with the regulatory agencies standards covers models from 1985 through 1989 the saab official service manual 900 16 valve 1985 1993 contains in depth maintenance service and repair information for saab 900 16 valve models from 1985 to 1993 this manual also includes coverage of the 1994 900 convertible model the aim throughout has been simplicity and clarity with practical explanations step by step procedures and accurate specifications whether you re a professional technician or a do it yourself saab owner this saab repair manual will help you understand care for and repair your saab saab 16 valve models covered saab turbo including saab turbo spg 1985 1993 saab convertible 1987 1993 saab 900s 1986 1993 saab 900 1989 1993 though the do it yourself saab owner will find this manual indispensable as a source of detailed maintenance and repair information the saab owner who has no intention of working on his or her car will find that owning and reading this manual will make it possible to discuss saab service information repairs more intelligently with a professional technician features fundamental automotive concepts explanations of basic troubleshooting safe and effective workshop practices and tools saab maintenance schedules with procedures from replacing the oxygen sensor to flushing the cooling system this manual tells you what to do how and when to do it and why it s important detailed in depth troubleshooting and repair information for engine management and

emission control systems including bosch lh 2 2 lh 2 4 and lh 2 4 2 fuel injection ezk and hall effect ignition systems apc turbocharger knock sensor system integrated saab service and technical tips these troubleshooting and repair tips are fast proven procedures used by saab technicians critical updates and information from the saab service information manual the parts service information system and saab service training comprehensive electrical wiring diagrams broken down into 35 easy to use troubleshooting sections for electrical circuits the information you need to know about a particular circuit is in one place each section includes a brief circuit description fault tracing fuse relay and component locations as well as component illustrations publishing note prior to august 2011 this book was published in a softcover edition isbn 978 0 8376 0313 1 a union list of serials commencing publication after dec 31 1949 with open topped styling and performance evocative of the classic sportscars of the 1960s the mazda mx 5 eunos had to be a huge international success and that s exactly what it s become now a familiar sight on the streets and boulevards of the world the mx 5 is owned by real enthusiasts the kind of people who will want to have hands on involvement with the maintenance and repair of their prized possession for those enthusiasts here is what we believe to be the best easiest to use workshop manual in the world author rod grainger set out to create a new kind of owner s workshop manual friendly easy to understand easy to use and yet more detailed than any other manual currently available two years later the mazda mx 5 miata 1 6 enthusiast s workshop manual was the result rod and fellow enthusiasts pete and judith stripped down an mx 5 in an ordinary domestic garage using ordinary tools and in the process took over 1 500 step by step photographs the result of all this work is a superbly detailed text which passes on to the reader every detail of important jobs including how problems can be overcome without resorting to special tools this manual even tells the reader the size of nuts and bolts so they can start work with the right tools and all clearances and torque values are given in the text as the reader needs them at paragraph level a unique symbol system provides cross references or tells the reader that there are helpful associated photos drawings and tables the dreaded words reassembly is a reversal of the dismantling procedure are banned and every task from changing a bulb to rebuilding the gearbox is described in full besides detailed coverage of maintenance and repairs this manual

includes advice on rustproofing cosmetic tuning and mechanical tuning
rod s manual was prepared with the assistance of mazda and it applies to
all 1 6 litre models built between 1989 and 1995 most of the manual is
relevant to later 1 6 litre models too

Clymer Polaris Snowmobile Shop Manual 1984-1989 1990-12-01 with the help of the clymer polaris snowmobile shop manual 1984 1989 in your toolbox you will be able to maintain service and repair your snowmobile to extend its life for years to come clymer manuals are very well known for their thorough and comprehensive nature this manual is loaded with step by step procedures along with detailed photography exploded views charts and diagrams to enhance the steps associated with a service or repair task this clymer manual is organized by subsystem with procedures grouped together for specific topics such as front suspension brake system engine and transmission it includes color wiring diagrams the language used in this clymer repair manual is targeted toward the novice mechanic but is also very valuable for the experienced mechanic the service manual by clymer is an authoritative piece of diy literature and should provide you the confidence you need to get the job done and save money too

Clymer Yamaha Snowmobile Shop Manual 1984-1989 1990-07-01 with the help of the clymer yamaha snowmobile repair manual 1984 1989 in your toolbox you will be able to maintain service and repair your snowmobile to extend its life for years to come clymer manuals are very well known for their thorough and comprehensive nature this manual is loaded with step by step procedures along with detailed photography exploded views charts and diagrams to enhance the steps associated with a service or repair task this clymer manual is organized by subsystem with procedures grouped together for specific topics such as front suspension brake system engine and transmission it includes color wiring diagrams the language used in this clymer repair manual is targeted toward the novice mechanic but is also very valuable for the experienced mechanic the service manual by clymer is an authoritative piece of diy literature and should provide you the confidence you need to get the job done and save money too

Clymer Ski-Doo Snowmobile Shop Manual, 1985-1989 1990-10-01 with the help of the clymer ski doo snowmobile shop manual 1985 1989 in your toolbox you will be able to maintain service and repair your snowmobile to extend its life for years to come clymer manuals are very well known for their thorough and comprehensive nature this manual is loaded with step by step procedures along with detailed photography exploded views charts and diagrams to enhance the steps associated with a service or repair task this clymer manual is organized by

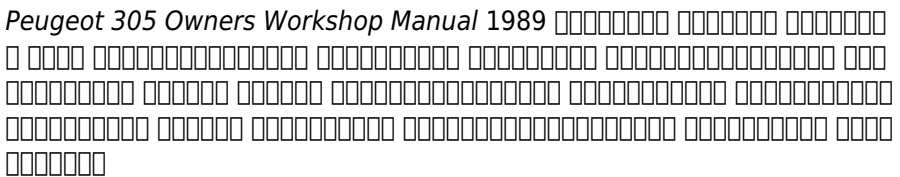
subsystem with procedures grouped together for specific topics such as front suspension brake system engine and transmission it includes color wiring diagrams the language used in this clymer repair manual is targeted toward the novice mechanic but is also very valuable for the experienced mechanic the service manual by clymer is an authoritative piece of diy literature and should provide you the confidence you need to get the job done and save money too


1985 - 1989 Merkur XR4Ti Shop Manual 2022-12 this 1985 1989 merkur xr4ti shop manual is a high quality licensed print reproduction of the service manual authored by ford motor company and published by detroit iron this oem factory manual is 8 5 x 11 inches paperback bound shrink wrapped and contains 1650 pages of comprehensive mechanical instructions with detailed diagrams photos and specifications for the mechanical components of your vehicle such as the engine transmission suspension brakes fuel exhaust steering electrical and drive line service repair manuals were originally written by the automotive manufacturer to be used by their dealership mechanics the following 1985 1989 merkur models are covered xr4ti this factory written detroit iron shop manual is perfect for the restorer or anyone working on one of these vehicles


1989 Ford F-Super Duty Commercial Stripped Chassis Shop Manual Supplement 2023-03-22 this 1989 ford f super duty commercial stripped chassis shop manual supplement is a high quality licensed print reproduction of the parts catalog authored by ford motor company and published by detroit iron it contains 158 pages of detailed parts information via exploded diagram cutouts of sections of your vehicle assembly with parts numbers and textual descriptions a parts guide provides part interchange information so you can find replacement parts the part book sections usually include suspension engine transmission body fittings parts brakes cooling radiator exhaust fenders doors fuel system etc the following 1989 ford models are covered f super duty note this is a supplement it covers only the servicing of new components that differ from what is described in the manual it supplements it is designed to be used with the parent manual referenced in the title you will need both manuals for complete service information this factory written detroit iron shop manual is perfect for the restorer or anyone working on one of these vehicles

Porsche 911 Carrera Service Manual, 1984, 1985, 1986, 1987, 1988 1989 2011-12 this porsche 911 carrera 1984 1989 repair manual provides the

Toyota 2- and 4-Wheel Drive Super Shop Manual 1989-01-01 this 1989 dodge truck cummins 5 9 diesel engine repair supplement to 1989 dodge d w truck shop manual is a high quality licensed print reproduction of the service manual authored by dodge division and published by detroit iron this oem factory manual is 8 5 x 11 inches paperback bound shrink wrapped and contains 480 pages of comprehensive mechanical instructions with detailed diagrams photos and specifications for the mechanical components of your vehicle such as the engine transmission suspension brakes fuel exhaust steering electrical and drive line service repair manuals were originally written by the automotive manufacturer to be used by their dealership mechanics the following 1989 dodge models are covered d250 d350 w250 w350 note this is a supplement it covers only the servicing of new components that differ from what is described in the manual it supplements it is designed to be used with the parent manual referenced in the title you will need both manuals for complete service information this factory written detroit iron shop manual is perfect for the restorer or anyone working on one of these vehicles

Peugeot 305 Owners Workshop Manual 1989 

RIDERS CLUB 1989  No.133 2020-12-30 the bmw repair manual 7 series e32 1988 1994 is the only comprehensive single source of service information technical specifications and wiring schematics available specifically for the bmw 7 series from 1988 to 1994 the aim throughout this manual has been simplicity clarity and completeness with practical explanations step by step procedures and accurate specifications whether you re a repair professional or a do it yourself bmw owner this manual will help you understand care for and repair your e32 7 series

Porsche 911 2.7 - 3.0 - 3.2 Litre 1973-1989 Workshop Manual 1965 

Evaluation of the Donable Property Program 2022-06-10 this 1989 chevrolet camaro service manual chassis body electrical update supplement is a high quality licensed print reproduction of the service

volkswagen repair information for all volkswagen type i beetle and karmann ghia models sold in the usa and canada this historical archive edition covers procedures for routine maintenance troubleshooting repair and rebuilding air cooled volkswagens type 11 14 15 covered volkswagen type 11 beetle sedan volkswagen type 14 karmann ghia coupe volkswagen type 15 beetle convertible engines covered in this volkswagen repair manual volkswagen air cooled type 1 upright engine 1131cc 25hp volkswagen air cooled type 1 upright engine 1192cc 36hp from january 1954 volkswagen air cooled type 1 upright engine 1192cc 36hp from august 1955 transmissions covered in this volkswagen repair manual volkswagen standard with non synchronized crash box transmission volkswagen de luxe with 2nd 3rd and 4th gear synchronized transmission technical highlights engine and cylinder head service repair and reconditioning including bench testing procedures and specifications for 25hp and 36hp motors solex 28 pci carburetor and solex fuel pump troubleshooting rebuilding and adjustment transmission removal rebuilding and adjustment including special needle bearings on synchromesh transmissions frame floor and body panel repair all measurements and detailed cutting alignment and welding instructions painting preparation and procedures body repair and replacement procedures including the sliding fabric sunroof and convertible top complete wiring diagrams all factory changes and updates are noted in the text by manufacturing date chassis number engine number and part number full explanations of the operation of all systems with exploded views cutaways and diagrams required workshop equipment tools and equipment for local manufacture listings troubleshooting tables for clutch carburetor fuel pump steering brakes generator starter and wipers maintenance and lubrication charts and procedures

BMW 7 Series (E32) Service Manual 1988, 1989, 1990, 1991, 1992, 1993 1994 2023-06-01 food service manual for health care institutions offers a comprehensive review of the management and operation of health care food service departments this third edition of the book which has become the standard in the field of institutional and health care food service includes the most current data on the successful management of daily operations and includes information on a wide variety of topics such as leadership quality control human resource management communications and financial control and management this new edition also contains information on the practical operation of the food service department

that has been greatly expanded and updated to help institutions better meet the needs of the customer and comply with the regulatory agencies standards

Skoda Estelle 1977-1989 Owner's Workshop Manual 2020-05-10 covers models from 1985 through 1989

Haynes Chrysler Mid-Size Cars Owners Workshop Manual, 1982-1989

2003-04-01 the saab official service manual 900 16 valve 1985 1993 contains in depth maintenance service and repair information for saab 900 16 valve models from 1985 to 1993 this manual also includes coverage of the 1994 900 convertible model the aim throughout has been simplicity and clarity with practical explanations step by step procedures and accurate specifications whether you re a professional technician or a do it yourself saab owner this saab repair manual will help you understand care for and repair your saab saab 16 valve models covered saab turbo including saab turbo spg 1985 1993 saab convertible 1987 1993 saab 900s 1986 1993 saab 900 1989 1993 though the do it yourself saab owner will find this manual indispensable as a source of detailed maintenance and repair information the saab owner who has no intention of working on his or her car will find that owning and reading this manual will make it possible to discuss saab service information repairs more intelligently with a professional technician features fundamental automotive concepts explanations of basic troubleshooting safe and effective workshop practices and tools saab maintenance schedules with procedures from replacing the oxygen sensor to flushing the cooling system this manual tells you what to do how and when to do it and why it s important detailed in depth troubleshooting and repair information for engine management and emission control systems including bosch lh 2 2 lh 2 4 and lh 2 4 2 fuel injection ezk and hall effect ignition systems apc turbocharger knock sensor system integrated saab service and technical tips these troubleshooting and repair tips are fast proven procedures used by saab technicians critical updates and information from the saab service information manual the parts service information system and saab service training comprehensive electrical wiring diagrams broken down into 35 easy to use troubleshooting sections for electrical circuits the information you need to know about a particular circuit is in one place each section includes a brief circuit description fault tracing fuse relay and component locations as well as component illustrations publishing note prior to august 2011 this book

Audi 80, 90, Coupe Quattro Repair Manual 1988, 1989, 1990, 1991 1992
1988-11-01

Volkswagen Workshop Manual Types 11, 14, and 15: 1952-1957
1983-01-01

Food Service Manual for Health Care Institutions 1993-06-01

Chilton's Auto Service Manual, 1985-1989 1995

Yamaha DT 50 & 80 Trail Bikes Owners Workshop Manual
2017-08-15

Saab 900 16 Valve Official Service Manual 1985, 1986, 1987, 1988, 1989,
1990, 1991, 1992 1993 1990-06-30

New Serial Titles

Hammond H-100 Series Organ Service Manual

Mazda MX-5 Miata 1.6 Enthusiast s Workshop Manual

Rover 213 and 216 1984-89 Owner's Workshop Manual

- [mercury 115 hp inline 6 manual \(Download Only\)](#)
- [it worked for me in life and leadership by books seller \(PDF\)](#)
- [hyundai i10 service manual rar Full PDF](#)
- [1999 f150 v8 owners manual .pdf](#)
- [nissan sunny circuito electrico Full PDF](#)
- [java software solutions answer key 2nd edition \(PDF\)](#)
- [body repair manual for vw beetle 2015 \[PDF\]](#)
- [legal studies terminology transcription with cd rom Full PDF](#)
- [kubota gh 250 parts manual \(Read Only\)](#)
- [300 \(2023\)](#)
- [david and goliath activity pages \(Read Only\)](#)
- [rhce study guide Copy](#)
- [engineering dynamics 7th edition solutions manual free \(2023\)](#)
- [apex geometry sem 2 answers practice assignments \(PDF\)](#)
- [csec principles of business past papers \(Read Only\)](#)
- [8th grade math goals iep's cairnx \(Read Only\)](#)
- [elements of mechanism by doughtie and james solutions .pdf](#)
- [chiropractic and health \(Download Only\)](#)
- [pltw ied eoc study guide Copy](#)
- [essentials of periodontics Copy](#)
- [taski ergodisc 400 manual Copy](#)
- [a mix up in heaven leetec Copy](#)
- [john deere ctm 170 manual \[PDF\]](#)
- [the everything guide to reiki channel your positive energy to promote healing reduce stress and enhance your quality of life everything new age \(Read Only\)](#)
- [fan blade design engineering handbook \(PDF\)](#)
- [basic grammar and composition mci 0120 free ebooks about basic grammar and composition mci 0120 or read online \(Read Only\)](#)
- [singer xl 1 manual Copy](#)